



# Panelift<sup>®</sup>

Garage Doors



**GARAGE DOOR BRAND<sup>®</sup>**

\*Kantar, May 2019



**Call 13 62 63**  
**Visit [bnd.com.au](http://bnd.com.au)**



# Panelift® Icon™



With our Panelift® Icon™ you get all the best features of Panelift® (see page 4), but you'll also enjoy many of our exciting enhancements, such as our unique Auto-Lock wireless technology - it automatically locks your garage door with a heavy duty locking bolt, giving you peace-of-mind knowing your home and family are kept safe and secure. You also get our 10 year Total Confidence Warranty\*, quieter operation and a wider range of colours and profiles to choose from. Discover more of our lifestyle technology options on page 7.



Safe as can



Add a wireless safety beam to stop and reverse your door if it is obstructed while closing. Now supplied (as required by law) with all B&D Smart opener products.



\*When you purchase a B&D garage door and opener together, register your warranty online, and maintain regular servicing, your Panelift® or Panelift® Icon™ door is eligible for our 10 Year Total Confidence Warranty\* (Standard Panelift® and Panelift® Icon™ warranties are 3 and 5 years respectively - visit [www.bnd.com.au](http://www.bnd.com.au) for full details)



Paneliff® Icon™  
Shale Grey Matt



Paneliff® Icon™ Sheer Panel 25:50:25  
in White with Wallaby® rebate

## The stunning sheer lines of a new Aussie icon.

Designed to integrate with and complement the clean, flush lines of modern homes, our new Paneliff® Icon™ Sheer Panel Series provides home owners with a range of modern sheer face options. Choose from a broad range of colours in fire resistant aluminium composite to create a floating, seamless appearance. Aluminium composite delivers a bold metallic finish, for incredible visual appeal.

### Sheer panel favourite colours



**OVER  
60**  
POPULAR  
COLOUR &  
FINISH OPTIONS  
ON PAGES 8-9

Paneliff® Icon™ Sheer Panel options require a Colorbond® rebate colour to be chosen to match or contrast your choice of sheer panel colour



# Panelift®



Panelift® Seville™ in Dover White



## Proven, popular & personality plus.

There's nothing quite like an original. When we introduced Australia to our Panelift® doors we set the standard for strong, safe and reliable operation. They've been the go-to garage door discerning homeowners have depended on for years.

Our Panelift® range fits beautifully within the traditional elegance of home design. You have an extensive choice of popular colours and a range of profile options that will transform the outward appearance of your garage door to an expression of your inner style. These doors are legendary.

The tried and tested features of Panelift® have performed day in day out for homeowners for years, including our smooth and quiet custom-designed door guides for optimal operation, our pinch-free finger safe panels, and our Colorbond® steel finishes. See page 7 to explore and compare the features of Panelift® or Panelift® Icon™.



Add **insulation** to your Panelift® or Panelift® Icon™ door to help regulate the temperature in your garage and create a quieter space. (See page 10)




When you purchase a B&D garage door and opener together, register your warranty online, and maintain regular servicing, your Panelift® or Panelift® Icon™ door is eligible for our 10 Year Total Confidence Warranty\* (Standard Panelift® and Panelift® Icon™ warranties are 3 and 5 years respectively - visit [www.bnd.com.au](http://www.bnd.com.au) for full details)




### Classic colours – our best sellers

For those who like to create a traditional feel to their favourite space, surround yourself in our stellar collection of colours on pages 8 and 9. Unleash the designer in you with over 60 distinctive colour options, including beautiful timber looks, to create a garage door that will lift you through all of life's daily ups and downs.



COLORBOND® DOVER WHITE®




COLORBOND® SURFMIST®




COLORBOND® MONUMENT®



COLORBOND® BASALT®



KNOTWOOD™ BLACK WALNUT



TIMBAGRAIN™ CLASSIC CEDAR™

**OVER  
60**  
POPULAR  
COLOUR &  
FINISH OPTIONS  
ON PAGES 8-9

# Discover your perfect door. Explore.

## Panelift® Icon™ or Panelift®? That's the question!

### Let us help you find the right answer.

Over the next few pages you can decide on the features you're looking for, the most suitable panel profile (door design) to fit your home's style, and you can choose from over 60 on-trend colours to help transform your B&D garage door to a wonderfully fashionable feature.

Once you've made your decision on the features, profile and colour you are looking for, you're just one quick step away from being ready to order your beautiful new B&D door. Just choose the security options you would like and you're all set to say hello to the greatest garage door in Australia.

### TECH tip










Today's busy lifestyles are pretty demanding. **Our B&D smart phone app** is designed to help take some of the stress out of our daily bustle. Check out the incredibly helpful Smart Automation Solutions you can add to your Panelift® door to make life a little easier. (See page 11)



When you purchase a B&D garage door and opener together, register your warranty online, and maintain regular servicing, your Panelift® or Panelift® Icon™ door is eligible for our 10 Year Total Confidence Warranty\* (Standard Panelift® and Panelift® Icon™ warranties are 3 and 5 years respectively – visit [www.bnd.com.au](http://www.bnd.com.au) for full details)

# Step 1: Discover features




		Panelift® Icon™	Panelift®
	<b>STANDARD WARRANTY</b> Constructed with components and finished with paint colours you can trust.	✓ 5 Years	✓ 3 Years
	 <b>when purchased with a B&amp;D opener</b>	✓	✓
	<b>PINCH FREE HINGES</b> Safety inside and out, protecting you and your family. Hinges are concealed within panel.	✓	✓
	<b>GUIDES</b> Custom designed guides allow door to run easily and smoothly during operation.	✓	✓
	<b>AUTO-LOCK</b> A heavy duty deadbolt system, so when your garage shuts, it locks shut.	✓	OPTION*
	<b>STAINLESS STEEL CABLES</b> Corrosion resistant stainless steel cables which deliver long-lasting performance in all conditions.	✓	✗
	<b>SMOOTH TRACK™</b> Twin wheel system, that provides even quieter operation.	✓	✗
	<b>360° PERIMETER SEALS</b> Prevent dust and leaves from entering garage.	✓	✗
	<b>SPRING CYCLES</b> For ongoing reliability and peace of mind.	✓ 20,000 (+30,000 option*)	✗ 10,000
	<b>TALL DOOR OPTION</b> Doors suit larger range of opening heights.	✓ Up to 3.99m high (depends on profile)	✗ Up to 3.415m
<b>Sheer Panel - Alpolic</b>  <b>Luxe Design</b>	<b>MORE COLOURS &amp; FINISHES*</b> Even more options to create a stunning door	✓	✗

\*Extra costs apply


# Step 2: Explore colour



## Colorbond® Most loved



DOVER WHITE\*  
Exclusive to B&D



SURFMIST®



SHALE GREY™




CLASSIC CREAM™



PAPERBARK®



DUNE®



WOODLAND GREY®



DEEP OCEAN®




IRONSTONE®



MONUMENT®

## Colorbond® New COLORBOND® steel Matt

Appealing to design-conscious consumers, architects and builders alike, COLORBOND® steel Matt is a durable and contemporary finish for creative home and building designs that dramatically diffuses light for a subtle yet compelling effect.



SURFMIST®\*



DUNE®\*



SHALE GREY™\*



BASALT®\*



MONUMENT®\*

\*A surcharge applies to these colours

## Colorbond®



SANDBANK®\*



STONE®\*



EVENING HAZE®



COVE®



PALE EUCALYPT®



MANGROVE®



COTTAGE GREEN®



GULLY®



WALLABY®



JASPER®



TERRAIN®



MANOR RED®



LOFT®\*



WINDSPRAY®




BASALT®



NIGHT SKY®



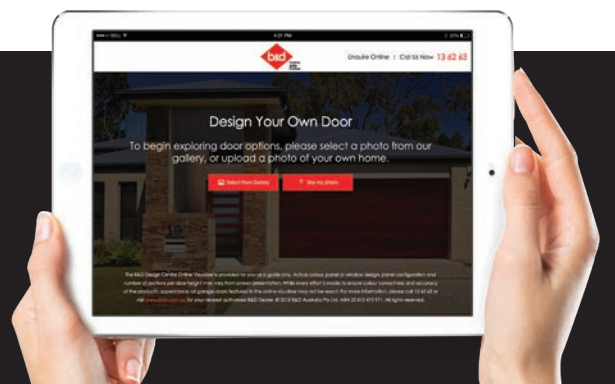
TIMBAGRAIN™  
CLASSIC CEDAR®\*



TIMBAGRAIN™  
CAOBA®\*


## USE OUR ONLINE VISUALISER

Our interactive B&D Design Centre takes the guesswork out of choosing a garage door to match your home's external facade. Upload a photo of your existing home, select the size, model and colour of your B&D garage door. **Visit [www.bnd.com.au](http://www.bnd.com.au) to start designing!**







## Sheer panel colours Paneliff Icon. only



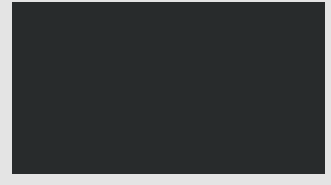
OFF WHITE




WHITE




MATT BLACK




MONUMENT



MANGANESE




SILVER METALLIC




CHARCOAL



DARK GREY METALLIC



ANTHRAZIT GREY



ALUMINUM GREY



MEDIUM GREY METALLIC




BLACK

For full range of Alpolic and Alucobond fire resistant rolled edge panels visit [bnd.com.au](http://bnd.com.au)

Sheer Panel Paneliff® Icon™ options require a Colorbond® rebate colour to be chosen to match or contrast your choice of sheer panel colour

## KNOTWOOD

Knotwood™ is a high quality wood grain finish which boasts the natural beauty and warm textured feel of timber. Knotwood™ is only available on Seville, Turino & Madrid designs. A surcharge applies to these colours.



JARRAH\*




RED GUM\*




TASSIE OAK\*



AUSTRALIAN CEDAR\*




WENGE\*




WEATHERED OAK\*




ASPEN\*



SYDNEY BLUE GUM\*



BLACK WALNUT\*



SOUTHERN CEDAR

## Windows

Want to create a Hamptons style for your home? With our Statesman, Grange and Federation doors you can add windows to complete the look.

STATESMAN / FEDERATION WINDOW DESIGN						
Stockton						
Plain						

GRANGEWINDOW DESIGN				
Stockton				
Plain				



Statesman with Stockton windows

The COLORBOND®, Luxe Design™ and Knotwood™ steel colours shown here have been reproduced to represent actual product colours as accurately as possible. However, we recommend checking your chosen colour against an actual sample of the product before purchasing as varying light conditions and limitations of the printing process may affect colour tones. COLORBOND® and ® colour names are registered trade marks of BlueScope Steel Limited. B&D recommends you consult a mobile showroom, or visit your local B&D Accredited Dealer to view a sample. \*A surcharge applies to these colours.

## Step 3: Explore profiles

Distinctive flat panels that deliver a minimalist modern look and maximum street appeal.



**Nullarbor Woodgrain Textured**



**Nullarbor Smooth**  
- (only available on Paneliff Icon.)

**N.B** N.B Textured pattern is slightly different depending on manufacturing location. Grange and Statesman – embossment sizes vary slightly depending on manufacturing location. The process of roll forming steel may cause irregularities in our Nullarbor Smooth surfaces, which can be highlighted under certain lighting conditions and view points. Nullarbor Smooth doors are not available powder coated or insulated.

### MODERN STRAIGHT LINE

Clean, sharp lines for a fresh modern look suited to a range of home styles.



**Seville**  
Available in Smooth and Woodgrain Textured finishes



**Turino** - (only available on Paneliff Icon.)  
Available in Smooth and Woodgrain Textured finishes



**Madrid** - (only available on Paneliff Icon.)  
Available in Smooth and Woodgrain Textured finishes

### CLASSIC

Timeless geometric patterns that bring the best out of your home.



**Statesman**  
Available in Smooth and Woodgrain Textured finishes




**Grange**  
Available in Smooth and Woodgrain Textured finishes




**Federation** - (only available on Paneliff Icon.)  
Available in Smooth and Woodgrain Textured finishes  
\*Not available in Cottage Green

## Sheer Panel Configurations

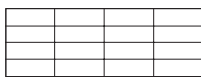
Select a look that appeals to your own design and taste.



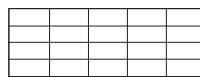
25:50:25



25:75 (Left Or Right Hand Side)



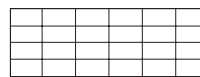
4 Per Panel



5 Per Panel



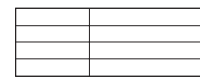
2 Per Panel



6 Per Panel



3 Per Panel



33:66 (Left Or Right Hand Side)

**N.B** Sheer Panel: Max Height 3000mm. Max Width 5500mm. No Windows or tapers possible.

## Step 4: Upgrade options

### COMFORT



#### INSUL-SHIELD™

If you live in a busy area or use your garage for more than parking your vehicle, we strongly recommend you add our Insul-Shield™ insulation. Acting as a two-way noise barrier for a noticeably quieter garage, Insul-shield also assists with keeping your garage warmer or cooler.

### SAFETY



#### WIRELESS SAFETY BEAM

If you have young children or pets, safety beams provide added safety and security. If the beam is broken while the door is closing it will automatically stop and reverse. B&D® always recommend the use of safety infra-red beams on all automatic garage doors.

### CLEAN AND TIDY



#### BRISTLE SEALS

Bristle seals fill the gaps around the door, acting as an effective barrier against dust, sand or leaves entering the garage, creating a cleaner environment. This is particularly important when the garage is used as a living or work area.

### HIGH WIND PROTECTION



#### STORM-SHIELD™

The B&D Storm-Shield™ Wind Rated Sectional Door has been specifically designed for use in cyclone affected areas in Australia. Engineered for Region C, Terrain Category 2, Wind Classification up to C2. Independently tested and certified by NATA accredited agencies.

### BUSHFIRE PROTECTION



#### B&D BAL-Maze™

B&D® BAL-Maze™ - the only CSIRO tested BAL-40 door system in Australia. When you live in bushfire zones, you need to have confidence in BAL rated products to protect you when you need it most!! You can rely on B&D® to provide that peace of mind.

# Step 5: Select your automation



Australians have trusted B&D's garage door automation products for decades. Our latest Controll-A-Door® range builds on our rich heritage by combining smooth and reliable operation with a range of features that help protect your family and belongings.



	Smart	Secure
<b>AUTO-LOCK</b>	✓ (Optional)	✓ (Optional)
<b>FAST OPENING SPEED</b>	✓	✓
<b>POWERFUL MOTOR</b>	1100N	1100N
<b>OPERATION DURING POWER OUTAGE</b>	✓ (Optional)	✓ (Optional)
<b>SMART PHONE CONTROL</b>	✓	✓ (Optional)
<b>WIRELESS SAFETY BEAM</b>	✓	✓ (Optional)



Both Controll-A-Door options include:  
2 x Premium Remote Controls  
and Wall Mount Remote Control.

## b&d Smart Phone Control



\*Phone not included




**TECH tip**

Have you ever left the house in the morning and thought, **“Did I remember to close the garage door?”**. Monitor and control your garage door while you are at work or even on holidays from your compatible smart phone\*.

It is available as an optional accessory with the opener. Our Smart Phone Control Kits now come with Safety Beams as standard as required by law.

## Unleash the power of your door with Smart Phone Control



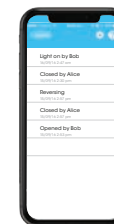
### VOICE ACTIVATED

Control your door with the sound of your voice! The B&D App can now be linked to your Apple Shortcuts or Google Home account.



### CUSTOMISATION

The B&D® App can be customised to suit your lifestyle. From partial opening modes to restricting door access times, your protection and security is a priority.



### ACTIVITY LOG

You can view usage history on the App so you know who has operated your garage door and when.



### YOUR SILENT ALARM

The B&D® App features real time notifications alerting you whenever your door is operated, opened for an extended period of time or when your opener is in need of a service.

# Safe as can



At B&D®, we know that behind your garage door are the things that matter to you most. The things that make your house a home. So, to keep the things in your garage safe, just get a B&D® door. Most garage doors just close but a B&D® garage door can be locked securely shut. We're so confident, we back our garage doors and openers with a 10 year warranty.

With over 60 years of innovation our range of garage doors and access control systems are tough, smart and reliable. A blend of cutting edge security solutions, beautiful design and proven dependability. That's what makes us Australia's original and most trusted garage door brand.

## Safe as can



**GARAGE DOOR BRAND**

\*Kantar, 2019 n=1000

Call: 13 62 63

Visit: [bnd.com.au](http://bnd.com.au)

B&D® REPRESENTATIVE :

#### TERMS & CONDITIONS

- a) Paneliff® Icon™ doors, in residential applications, are covered by a 5 year warranty, conditional on correct care guidelines, as recommended in the Paneliff® Icon™ door handbook. Paneliff® doors, in residential applications, are covered by a 3 year warranty, conditional on correct care guidelines, as recommended in the Paneliff® door handbook. Full details of the warranty are available from [www.bnd.com.au](http://www.bnd.com.au). Warranty only applies to doors purchased and installed in Australia or New Zealand. Warranty only valid if warranty conditions are met.
- b) All B&D Control-A-Door® openers feature a full 7 year/20,000 cycle, on site warranty on the opener, including labour to repair. Opener must be installed by an approved B&D dealer. 12 month warranty on transmitters. LED's and batteries excluded. Full details of the warranty are available from [www.bnd.com.au](http://www.bnd.com.au). Warranty only applies to openers purchased and installed in Australia or New Zealand. Warranty only valid if warranty conditions are met.
- c) The company reserves the right to make changes or improvements to the products or accessories without notice and without incurring any obligation to make similar changes or improvements to goods previously ordered. Specifications subject to change without notice.
- d) Details correct at date of publication.

B&D Doors & Openers is a division of B&D Australia Pty Ltd, ABN 25 010 473 971 © 2016 B&D Australia. Dulux is a registered trade mark of DuluxGroup Australia Pty Ltd. B&D Doors & Openers, B&D, Paneliff® & Control-A-Door are registered trade marks. Storm-Shield & Insul-Shield are trade marks of B&D Australia Pty Ltd.